

Privacy Concerns, Setting up Gmail + Apple ID, Using Mobile Hotspot, and Technology Accessibility

With Aunonto Rahman


Contents

<i>Security Concerns</i>	Many older adults revealed that they were concerned about privacy and safety
<i>Setting up Email and Email Etiquette</i>	Setting up and practicing emails is a great step towards good communication and professionalism
<i>Setting up Apple ID and downloading apps</i>	Apple ID offers benefits such as downloading apps, security, and communication
<i>Affordable Resources</i>	Not everybody has to buy the latest iphone
<i>Mobile Hotspot</i>	Share your phone's internet connection with other devices



Security and Privacy





**Have you ever been
concerned about security
and privacy issues when
putting your private
information online?**

Security Concerns

- In an AARP study, 85% of adults ages 50 to 64 revealed that they were concerned about their privacy and data protection while on the internet
- Younger generations tend to agree faster to privacy policies while older generations read them and don't always follow through because of privacy concern
- Security and privacy should be taken seriously and that can be helped through secure passwords and controlling privacy settings within different applications
- A password manager app helps with strong passwords and gives people a place to see all the passwords that they have to avoid forgetting passwords
- Let's download a password manager app!



Limit Tracking on Iphone

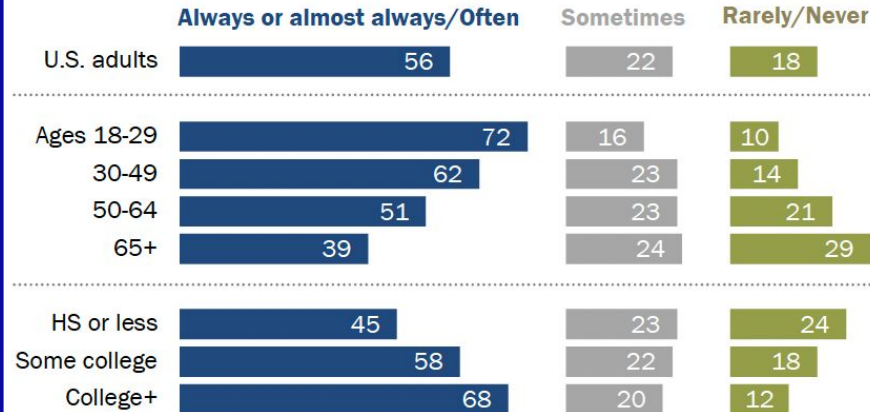
- You can use privacy features introduced by Apple to give users more control over how their data is shared with apps and websites
- **Benefits of Limiting Tracking:** Protects your online behavior from being tracked without consent, helps reduce unwanted targeted advertisements, empowers users with greater control over their data
- **What is Limit Tracking?:** It restricts apps from tracking your activity across other companies' apps and websites, ensures apps can't access your Identifier for Advertisers (IDFA), a unique ID used for ad targeting
- **How to Enable It:** Go to Settings → Privacy → Tracking, toggle off Allow Apps to Request to Track to prevent apps from asking for tracking permission
- Apps are forced to adhere to your choice and cannot track your data across apps or websites
- Advertisers receive less personalized data, but you might still see generic ads



Stats

Younger adults are more likely to agree to online privacy policies without ever reading them

% of U.S. adults who say they ___ agree to online privacy policies right away, without reading what the policies say



Note: Those who did not give an answer or who do not use the internet are not shown.

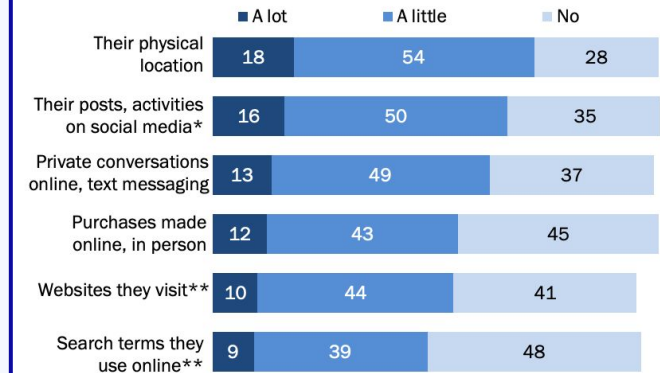
Source: Survey of U.S. adults conducted May 15-21, 2023.

"How Americans View Data Privacy"

PEW RESEARCH CENTER

About half of Americans feel as if they have no control over who can access their online searches

% who say they feel ___ control over who can access the following types of their information



* Based on social media users.

** Based on internet users.

Note: Respondents were randomly assigned questions about how much control they feel they have over who can access different types of their information. Those who did not give an answer are not shown.


Source: Survey of U.S. adults conducted June 3-17, 2019.

"Americans and Privacy: Concerned, Confused and Feeling Lack of Control Over Their Personal Information"

PEW RESEARCH CENTER

The background features a light blue dot grid in the upper right and stylized circuit traces in blue, purple, and orange. A horizontal line with a small circle at its right end is positioned below the main text.

Setting up your Email and Email Etiquette



Do you know how to set up communication tools like email or apple ID? If so, how often do you use them and in what ways?

Making an Email

- Email enables people to stay in touch with family, friends, and organizations
- Employers and colleagues use email as the primary medium for work-related communication
- Email addresses are required to create accounts for most online services, including social media, e-commerce sites, and subscription services



Email Etiquette

Email etiquette is important for:

- Clear communication
- Building strong relationships
- Reflecting professionalism

Email Etiquette: Avoid vague subject lines.

Subject: Follow Up to Our Call

“

Dear [Prospect name,]

Thank you for taking the time to chat on the phone today. I hope you enjoyed your afternoon team-building activity!

I have just sent a calendar invite for a demo on Tuesday, October 18 at 10:00 a.m. ET. You'll find an agenda for our meeting attached below.

Please reach out if you have any questions.

Best,
[Your name]

”

HubSpot



Etiquette Guidelines for Writing Emails

- ✓ Use a professional email address
- ✓ Always include a clear and concise subject line
- ✓ Use appropriate greetings and sign-offs
- ✓ Consider your audience
- ✓ Proofread your emails

Email Etiquette

Let's make or write an email!

Email Etiquette: Avoid vague subject lines.

Subject: Follow Up to Our Call

“

Dear [Prospect name,]

Thank you for taking the time to chat on the phone today. I hope you enjoyed your afternoon team-building activity!


I have just sent a calendar invite for a demo on Tuesday, October 18 at 10:00 a.m. ET. You'll find an agenda for our meeting attached below.

Please reach out if you have any questions.

Best,
[Your name]

”

HubSpot



Setting up Apple ID and Downloading Apps



Setting up Apple ID

- Apple ID's are important as they are required to download and update apps on Apple devices, such as iPhones, iPads, and Macs
- Enables cloud storage for photos, documents, and backups, ensuring your data is secure and accessible across devices
- Helps with security, Find My Device if you lose your device, icloud backup to restore files
- Helps with communication, facetime and messages
- Apple music and podcasts (Subscribe to music, podcasts, and other audio services)
- Apple pay



Downloading Apps

Let's make an apple ID or download apps (download a game or a useful app, such as Todoist, Spotify, or Lyft)



How to Use Mobile Hotspot

- A mobile hotspot allows your iPhone to act as a Wi-Fi router, sharing its cellular data connection with other devices like laptops, tablets, or other smartphones
- Go to the Settings app on your iPhone.
- Tap Personal Hotspot (or Cellular → Personal Hotspot)
- Toggle the Allow Others to Join switch to turn the hotspot on
- Tap Wi-Fi Password to set a secure password for devices connecting to your hotspot
- Your iPhone's hotspot will now be discoverable by nearby devices under its Wi-Fi name



Using an iPhone as a
data Hotspot



Using an Android phone as
a data Hotspot





Affordability and Free Resources





**Have you ever been
concerned about finding
affordable resources to
access technology?**

Free Resources

- Inability to find more affordable or free resources is something that drives many people away from staying connected with technology, high costs of devices and learning resources can be problematic
- Apple Refurbished Store, Ebay certified sellers, and many cheaper Apple alternatives are out there; not everyone has to buy the latest iPhone
- Internet has many free sources, *Senior Planet* offers free online classes similar to this for older adults on topics like social media, Zoom, and virtual social gatherings. They also have a Technology Helpline.
- Educational videos: <https://seniorplanet.org/videos/>
- Glossary: <https://seniorplanet.org/glossary/>
- ChatGPT is great at answering questions (we will see this more in detail later)



Any Questions?

